

Custom Stamp Order Form

Please photocopy this blank order form for future use






Fax: 01922 743134

Account No. _____ **Order No.** _____ **Order Date.** _____

Your Name & Address _____ Delivery Address (if different) _____

Contact: _____ Tel: _____ **FAO:** _____


N.B. It is very important to supply a contact name for delivery.


Self Inking Built-in stamp pad 	Pre-Inked No stamp pad required 	Rubber Stamp For use with a stamp pad 
Quantity	Quantity	Quantity
Stamp Code	Stamp Code	Stamp Code
Actual size of impression Length	Actual size of impression Length	Actual size of impression Length
Depth	Depth	Depth
Dater Model	-	Dater Model
<input type="checkbox"/> Upgrade to Multi Colour Impression (please tick)		
<input type="checkbox"/> UPPER CASE	<input type="checkbox"/> Upper & Lower Case (please tick)	

STAMPS	
Border	Yes <input type="checkbox"/> No <input type="checkbox"/>
Format	
Rectangle	<input type="checkbox"/>
Circle	<input type="checkbox"/>
Oval	<input type="checkbox"/>
Layout	
Flush Left	<input type="checkbox"/>
Centre	<input type="checkbox"/>
Flush Right	<input type="checkbox"/>
Ink Colour	
Black	<input type="checkbox"/>
Red	<input type="checkbox"/>
Blue	<input type="checkbox"/>
Green	<input type="checkbox"/>
Violet	<input type="checkbox"/>
Red/Blue (self inking daters)	<input type="checkbox"/>

Please **PRINT CLEARLY BELOW** the wording you require. Please ensure you differentiate between letters and numbers e.g. S's and 5's. For stamps with logos or signatures please send **original black and white artwork** and order form by post. Alternatively send by email in a **PC Formatted Tif File**, to martyn.pinfield@b-swift.co.uk - please fax all other orders.

Please print clearly in black ink only



Do you need any stamp pads/ replacement pads? ORDER HERE 

Stamp Pad - Code	<input type="text"/>	Colour	Black	<input type="checkbox"/>	Green	<input type="checkbox"/>
Quantity	<input type="text"/>		Red	<input type="checkbox"/>	Violet	<input type="checkbox"/>
Replacement Pad - Code	<input type="text"/>		Blue	<input type="checkbox"/>	Red/Blue	<input type="checkbox"/>
Quantity	<input type="text"/>				(Replacement Pads)	

Multi Colour Impression Stamps are possible only on self-inking models. Simply select the colours you require on your MCI stamp - black, red, blue or green - for each section of your stamp. You must allow a minimum gap of 2.5mm between each different colour section. The smallest dimension that any individual colour section can be is 8mm x 8mm.

